

# NORTHWEST WOODTURNERS



Founded 1995 Pacific Northwest Oregon Chapter of The American Association of Woodturners

**AAW** AMERICAN ASSOCIATION  
OF WOODTURNERS

## JUNE 2022



# NORTHWEST WOODTURNERS

## PRESIDENT'S MESSAGE • ROGER CROOKS



Summer is almost here so no excuses not to get back into the workshop and make some sawdust. NWWT has a lot of activities for you to participate in this summer. Please note that there are some changes since last newsletter.

### Larry Klick's Passing

I am very saddened to announce that Larry Klick, past NWWT board member passed away last month. He was a go-getter for the club and contributed a lot of time and energy to all NWWT's activities. He will greatly be missed. Services are

closed to the family only.

### NWWT's COVID Policy Update

We have relaxed our [policy](#) to make masks optional. Please note that Vaccinations are still required for an in-person event (Meetings, Classes, Open Shop). If CDC or state guidelines change, we will update our policy as needed.

### [June General Meeting](#) — June 2, 2022 @ 6:00 pm ZOOM Only – Ed Pretty – Butterfly Repair

Due to conditions outside our control, our first in-person meeting will be in July rather than June as I had hoped. This will be a Zoom only meeting. We will reschedule John Beechwood's in-person demo for later in the year

Ed Pretty from Langley B.C. will demonstrate his version of a butterfly repair. I think you will find this an interesting way to turn a flaw/mistake in your turning into an enhancement. See Kevin's writeup below.

### Bowls for the Community

Steve Collett has been doing a fantastic job working with local community groups. This is an on-going program and we need your help in supplying bowls to Steve. He will be available at Open Shop to pick up recent donations. A good 2022 resolution for all members is to plan on making a bowl each month for Steve or look in your inventory for those dust collecting bowls.

### Turning Classes

We will post the current plan for Q4 classes shortly. These will start in September and run through December.

### Turning Talk — June 18 9:00 – 10:00

We will be back on schedule for this event – see [HERE](#)

### [NWWT Store](#)

John Sutter will be at Open Shop Saturday (June 11th) with the Club Store from 9:00 - 12:00. Pay by cash or with credit card. Online orders are no longer being accepted.

## CLUB INFO

### NORTHWEST WOODTURNERS

[www.northwestwoodturners.com](http://www.northwestwoodturners.com)

*Meetings are held at 7PM on the 1st Thursday of each month at:*

The Multnomah Arts Center  
7688 SW Capitol Hwy  
Portland, OR 97219  
[\[map\]](#)

### President

[Roger Crooks](#)

### Vice President

[Kevin White](#)

### Secretary

[Kevin Jesequel](#)

### Treasurer

[Mike Meredith](#)

### Board Members

Steve Newberry Lynne Hemmert  
Barb Hall Richard Hall  
Jim Schoeffel

## STAFF VOLUNTEERS

### Newsletter Editor

Bill Karow

### Store Sales

John Sutter

### Education Coordinator

Dave Wood

### Library

Lynne Hemmert Alex McDowell

### Raffle

Kim Talley

### AV Backup

Dave Burgess

### Photography

Jim Schoeffel

### Web

Roger Crooks

### AAW Representative

John Beechwood

## NWWT Summer BBQ and Auction — August 6, 2022

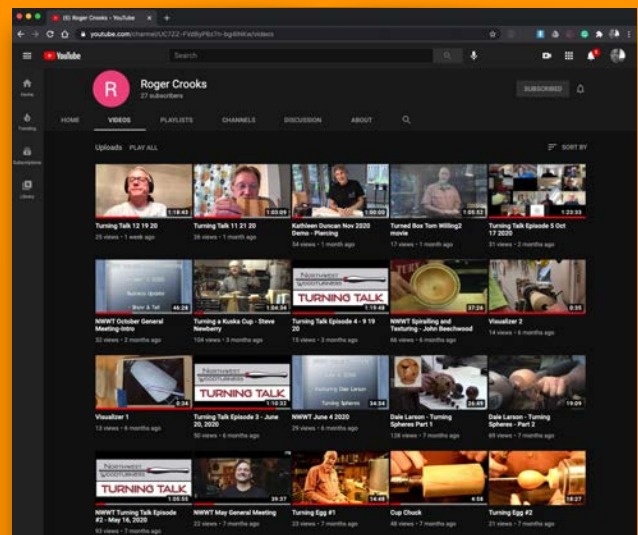
## Open Shop

***Open Shop is free but that does not mean it does not cost the club money. We rent a Portable Rest Room for the day, have lots of coffee and doughnuts. Open Shop will remain free, but we will have a donation bowl out for anyone that would like to contribute (cash or credit card) to the event. A \$20 donation would help defray expenses.***

—Roger



Sunday	Monday	Tuesday	Wednesday	Thursday	Friday	Saturday
27	28	29	30	Oct 1 6:30 PM October Meeting - Steve Newberry - Kuska Cup	2	3
4	5	6	7	8	9	10
11	12	13	14	15	16	17 9:00 AM NWWT - Turning Talk



## VP'S "TURN ON THINGS" • KEVIN WHITE



## Monthly Program Update

I have written in previous newsletters about the changes that have occurred in woodturning demonstrations because of covid-19 and the pandemic. In so many ways this has been a lot of fun for me learning in a hurry. In-person demonstrations are no longer the only way to have a good demonstration. I have had the opportunity to communicate with many great woodturning artists both locally and nationally. I continue to get help from many of the members of our Northwest Woodturning Club. My point being that if you are new to the club and want to be even more connected, there are many opportunities to get involved with a highly active group.

Previously I was looking forward to getting back to more normalcy in planning for demonstrators, however I am now realizing that this is the new normalcy. Long term planning will remain a challenge due to the difficulties of the number of covid infections. Out of town demonstrators are willing and ready to do IRD's (Interactive Remote Demonstrations) but are not ready to commit to traveling in many cases. I am currently planning for 2023 and hope to have out of town demonstrators committed to Thursday club night demonstrations followed by all day demonstrations and / or hands-on classes. We are fortunate to have so many great local turners who are willing to share their skills so that we will continue to have excellent demonstrations by local demonstrators, IRD's, or well-known out of town woodturners the rest of this year and all of 2023.

## June 2022

June will be no exception to the last-minute changes. Previously John Beechwood was going to demonstrate his version of a tulip. Instead, will have Ed Pretty from Langley B.C. doing an IRD for us on Thursday evening.

Ed is an accomplished woodturner who has been turning for a very long time, 62 years to be exact. Of course, he did not start out being an expert, no one does! He started when he was only nine on an old lathe at home with his father at the helm. His first project was a handle for his mother's favourite slotted spoon. (He still has it today). He has branched out extensively since then.



In his own words, Ed says, *"I got started as a turner when I was 9 years old. To some that might seem a bit improbable, but you would have to know the environment in which I grew up. We lived in the country – some would say the bush and out of necessity had to be self-sufficient. Everything was approached with a "can-do" attitude so learning anything was taken in stride no matter how young we were. At any rate, my uncle showed up one day with a Beaver lathe and told me I could have it as long as I learned to turn. My father was an excellent turner so introduced me to the basic skills. There was no stopping me and I quickly cornered the market on file handles among my family and my father's employees. A handle on the slotted spoon was one*

*of my first turnings and was a request by my mom to replace the broken plastic original."*

*"I remained interested in the craft but of course school and girls got in the way, so I did not progress past file handles and the odd set of legs for stools. My basic skills were exactly that and when I left home for the big world, my visits home were for visiting, not learning more turning techniques. But I kept that lathe with me wherever I moved."*

*"Fast forward to the late '80's. I had noticed wonderful turned wooden bowls and other vessels in magazines and although I knew they were turned, I did not understand how they had been done. I yearned to learn, but there was nowhere to go to learn those techniques. One day when scanning the paper for lathes (my old one did not seem up to what I had in mind) I noticed an ad for Technatool lathes, and the dealer promised to give little demonstrations for those that were interested: just show up. So, I showed up. And several others showed up as well. We found that we had all been searching for the same knowledge and were all so pleased that we had found it. The dealer, Ian Waymark, was a woodwork teacher who had done an exchange in New Zealand and come back with the skills to not only turn wooden bowls but also the ideas behind some very interesting designs – like a wooden frying pan with two eggs all turned out of wood. I was totally hooked. The first and most important thing we all learned was how to cut instead of scrape. None of us have looked back since."*



## VP'S "TURN ON THINGS" • (CONT.)

Ed's IRD presentation will be his version of a butterfly repair. I think you will find this interesting.

**June 2022**

Rick Rich returns to our club to demonstrate a three-piece dish as in the picture below. Rick is always entertaining and is often a demonstrator in clubs all over the northwest. He was last at our club in demonstrating a lamp in April 2019.

**November 2022**

Jimmie Allen aka "The Boxmaster" will be out in person demonstrator at our November meeting. Jimmie aka the Boxmaster will be showing us his unique way of doing boxes and introducing us to the negative rake scraper.

—Kevin





## BETTER TOMORROW BOWLS • DONATION UPDATE



Huge THANK YOU for all the terrific donations. We are up to a total 30 bowls - 10% of the goal to provide 300 gifts to families and individuals in our Portland community.

Due to privacy and safety protocols, the final recipients are anonymous, but here is some of the feedback received. A lot of warm fuzzy feelings.

---

*Good morning Steve,*

*Thank you so much for wonderful bowls. Each one is so unique and gorgeous. Our housing program is giving them to participants as special gifts when they move into permanent housing. It's a wonderful gift. We truly appreciate your organization.*

*Northwest Woodturners Association:*

*On behalf of everyone here at Raphael House, I want to say thanks again for this incredibly kind gift you are making to the families we help support. They are such lovely items for those we serve as they transition through our programs. With gratitude,*

*Our heartfelt gratitude for such a beautiful donation. We are giving the bowls to survivor families when they are able to move into their own safe homes. If you have any larger utility bowls, those would also be appreciated to use in order to upgrade and beautify our group shelters. Thank you again for helping to better the lives of those we serve.*

---

Bowls can be dropped off at any in-person activity such as Open Shops and Classes, or contact me directly to arrange for picking up. Bowls can be any species or design, 10"-12" fruit bowl size preferred with a food safe finish. You can sign, date, and label with species if you want. If all members can contribute two or three bowls, we can easily reach our goal of 300 total. So far there have been 28 bowls donated (almost 10% of our goal)!

Keep them coming! Your efforts are appreciated and making a difference.

—Steve Collett  
Community Service Lead  
(503) 349-9896  
[stevengcollett@gmail.com](mailto:stevengcollett@gmail.com)

*More information about the three local organizations is on the following page.*



## BETTER BOWLS TOMORROW PROJECT • (CONT.)



For over 40 years, Raphael House of Portland has helped survivors find safety, hope, and independence. Since opening our doors in 1977, we've offered uninterrupted access to emergency domestic violence shelter in a confidential location. Our programs continue to evolve to meet the changing needs of survivors and our community in creative and innovative ways. In 2006, our Prevention Education Program was established to address the underlying causes of intimate partner violence and create a healthier and safer community for everyone.

We believe that everyone deserves to live a life free from violence. The mission of Raphael House is to engage our entire community in non-violent living through advocacy, education, and community outreach, and by providing a safe haven from domestic violence



Northwest Family Services supports family stability, child well-being, and victims of crime by focusing on the social determinants of health.

Since 1983, NWFS has worked to reduce poverty through health, education, employment, and social justice services.

Programs and services include health and social service navigation, culturally specific women and children's shelter who have experienced violence, youth prevention and intervention programs, outpatient alcohol and drug treatment, coalition support for drug free communities, support for youth and families affected by incarceration, youth education and employment success, restorative justice, mental health services, job readiness and placement, couple's classes, parenting, healthy relationship education, and more.

Services are offered in the greater Portland-Salem metro area in both English and Spanish.



Bradley Angle helps survivors escape domestic violence and rebuild safe and prosperous lives.

We do this by providing the following services:

- Youth and Family Support: Help for families while in shelter
- Healing Roots and Kinship Programs: Specialized support for Black and African-American survivors and their children
- LGBTQ+ Program: Tailored services to meet the unique needs of LGBTQ+ survivors
- Housing Assistance Program: Housing and support for survivors of domestic violence
- Economic Employment Program: Financial education, jobs, and savings programs

Local partner agencies refer LGBTQ+ and Black survivors to Bradley Angle because of our culturally tailored services. All of Bradley Angle's services are free and rely on the generosity and support of Our Sponsors.

## NWWT ANNUAL PICNIC & AUCTION • AUGUST 7



This is our annual fund and fun raiser. It is a critical event in keeping NWWT in good financial shape and provides fantastic bargains for our members. Also, it has been some time since we have seen each other face to face so a great opportunity to renew friendships. If you are new to turning and looking for tools or wood to turn, this is your chance to pick up a year's worth of wood for pennies on the dollar. We can take credit cards, checks or cash.

### When — Saturday, August 7, 2022

- 10:00 – Helpers arrive for setting up and donation drop-off
- 11:00 – Members arrive to socialize, view donated items
- 12:00 – BBQ
- 1:00 – Auction

### Where — David & Karen Williams' home; 6675 SW 155th Ave, Beaverton

Many thanks to David and Karen Williams who have agreed to once again, host the event. If you can help during the auction, please let us know when you arrive and we will find a task for you.

### How Can You Help

This is an event where we need our members to donate what they can to the auction as well as spend money for all the donations. Below are items we suggest.

- **Turned Items** – Donate one of your favorite pieces and let members bid on it.
- **Good Wood** – We are looking for nice wood, wood that you would buy yourself. Figured wood, green wood, crotch pieces, burls, etc. All items should be sealed and ready to turn. We always appreciate quality over quantity, big and small pieces, bowl, spindle, and hollow form blanks. Please be critical in what you pick to donate so we are not left with firewood.
- **Tools and Jigs** – Good tools and jigs are always popular so look at your inventory and see what duplicates or tools you no longer use.
- **Food** – We will supply dogs, burgers, plates and some drinks. We need members to bring salads, desserts, fruit, etc.

### New Members

If you are new to the club or have never been to our auction, we start with a great BBQ at around noon. We always appreciate for members to bring a dish to share – fruit, dessert, and side dishes. We will take care of the meat. You will have plenty of time to browse the donations and pick out your target items.

At around 1:00, after everyone is full, rather than taking a nap we start our auction and again we will have the professional auctioneer as we have had in the past which keeps the show lively and fun.

We hope to see you there!

Note, in the past we have had members who could not make the auction but would like to make a contribution to the club. If you are one of them, you can easily donate online [HERE](#).

NWWT is a 501-c3 non-profit organization and all donations are tax deductible.





## IN MEMORIAM



Our very good friend and NWWT member, Larry Klick, passed away recently after a prolonged battle with cancer.

Larry served with distinction on the NWWT Board of Directors as secretary. He was an avid and accomplished woodturner and was always generous with his time and willing to help in our Open Shops, training classes, wood cutting parties, and other club activities. We were all grateful to Larry when he stepped in to manage the 2800 bowl blanks we bought when Northwoods closed their bowl blank operation. His organization skills, and experience in merchandising and retailing, brought order and efficiency to the whole process.

We will carry on, but it's just not the same. We miss you, Larry.



NWWT OPEN SHOP • SATURDAY, JUNE 11

NORTHWEST  
WOODTURNERS

OPEN SHOP

SATURDAY, JUNE 11, 2022

9AM - 1PM

DAVE WOOD'S SHOP

24250 SW 65TH AVE, TUALATIN OR 97062

LEARN TO TURN & LEARN TO SHARPEN!



Open Shop will take place on **Saturday, June 11 from 9AM to 1PM**. Dave Wood will again open his shop to NWWT members to spend some time turning together. This is a chance for those of you new to woodturning to have questions answered, learn new techniques or address problems you might have encountered.

Open Shop is directed toward the new turner but **all are welcome!** Bring a project you want help finishing. Bring questions about methods. There will be six lathes available to use. Bring your own tools and wood, or you can also buy wood there.

- Admission is free.
- Bring your own tools and face shield.
- Proof of Vaccination and Masks are required at all times.
- If you have any COVID related symptoms, please stay home.
- Coffee and donuts will be provided.
- Portable toilet will be on-site.
- If you have any questions, please feel free to contact Dave Wood or any other NWWT Board Member.

**Location:** 24250 SW 65th Ave  
Tualatin, OR 97062 [[map](#)]

**Contact:** Dave Wood  
NWWT Education Coordinator  
503-880-1349

**NOTE:** NWWT STORE WILL BE OPEN FROM 9AM-12PM



## MAY OPEN SHOP REVIEW • DAVE WOOD



Last month's Open Shop on May 14 was another great impromptu woodturning day. We had a good crowd, and there was so much action that I didn't take enough pictures. My apologies to those who came but are not recorded in the annals of this Open Shop.

There was the usual chatting around the coffee pot and donuts boxes, but we also repaired and sharpened tools, turned a tool handle, chain-sawed, band-sawed, cut shavings, sanded, told bowl stories (can be like fish stories) and in general, had a great time.



Steve Collette stopped by to pick up several member-donated bowls for the new "Better Tomorrow Bowls" community service project that he heads up.

He also usually stops in needing some chainsaw and bandsaw work because he has a habit of collecting very large and very heavy chunks of wood. But keep it up Steve because we love the big stuff!

The magic of Open Shop happened with one of Steve's big blanks when Bill Karow and Kevin Jesequel ended up doing a spontaneous live demonstration on mounting Steve's blank properly for maximizing the beauty of the wood's figure in the bowl. Then they cored it out and ended up with two beautiful bowl blanks for Steve.

In the meantime, new member Don Guenther brought some huge pieces of Myrtlewood from his home stomping grounds in Coos Bay. More chain-sawing and bandsawing, but that's one of the reasons for Open Shop, and we love doing it.

Don also brought a large Myrtle bowl he had turned after taking the Bowl Basics course the week before. This was his very first bowl on his own, and he just needed a little guidance on how to flip it around and finish cutting the bottom. His Longworth chuck was a half-inch too small for the 14" diameter, so we used a king-sized jam chuck I had and got the job done. And yes, Bill Karow, that is your old Cub woodburner putting Don's signature on the bottom of his first bowl!

All these activities happen spontaneously at Open Shop under the guiding eyes of veteran members. The beauty of it is that there is no agenda, no plan for the day. We help members take the next step when they get stuck, guide them on how to properly shape a tool or offer a better way to get a clean finish cut. You can come and do some turning, watch others do turning, or just shoot the woodturning breeze over a donut and cup of coffee.

All are welcome! Come share and learn with us. It's great fun with a common purpose, and it will make you smile!

—Dave Wood



## NWWT TRAINING CLASSES UPDATE • DAVE WOOD



The Bowl Turning Basics course held May 7 was another success story. Mike Groh, Steve Mallinson, Derek Hunziker, Doug Pizac, and Don Guenther attended. Denise Kortess had a last-minute emergency and couldn't come. We'll get her caught up another day. Most of the group were new members and brand new to woodturning.

Dave Williams and Dave Wood served as instructors, while Mike Meredith and Harvey Rogers helped by coaching at the lathes. It was a good day all around, and we even had enough sunshine to open the doors. Everyone made new friends, left with at least one completed project, a big smile, and one last donut. 😎

We will finish the 2nd quarter training schedule with Lathe Tool Sharpening on Saturday, June 4. As of this writing we still have four openings available. Check your calendar for next Saturday and sign up now so you're "sharp for sharpening" your own tools this summer.

No classes will be scheduled in the summer vacation season, but we'll re-start with a full schedule in September and October as shown below:

November and December will be training-free. We know how crowded your personal and family calendars can get with all the holiday season events.

9/24/22	Saturday	<b><i>Bowl Turning Basics</i></b>
9/25/22	Sunday	<b><i>Spindle Turning Basics</i></b>
10/15/22	Saturday	<b><i>Intermediate Bowl Turning</i></b>
10/16/22	Sunday	<b><i>Intermediate Spindle Turning</i></b>
10/29/22	Saturday	<b><i>Sharpening Lathe Tools</i></b>

The NWWT Board, and members of the Instructor Corps, have also been discussing the need for additional focused training on specific types of turnings, such as: spheres and eggs, hollow forms, lidded and threaded boxes, pepper grinders, toys, bowl surface texturing and embellishing, plates and platters, and many more. We've all watched dozens of videos, but there's a big difference between watching a video and doing it on a lathe being coached by someone first-hand who knows how to.

We've also had input from members that affirm there would be interest in such classes. Maybe they would be full-day classes for some and half-day for others, depending on the project. We would love to hear your thoughts, so pick up your phone or your keyboard and tell us what you think.

We think these mini courses could add a new element of excitement in our overall training program. We'll continue to offer our core courses as needed, but any training curriculum needs to evolve with the times. And to paraphrase a fairly famous song-writer of yore, "the times they keep a' changin'."

—Dave Wood



## SAFETY ARTICLE • KEVIN JESEQUEL

**Lichtenberg (AKA Fractal) Burning Claims Two More**

Lichtenberg burning is the process of sending high voltage (2,000+ volts) electricity through a piece of wood that has been treated with a solution, typically saltwater, to increase its conductivity. As the electricity makes its way through the wood from one electrode to another it burns everything in its path. The pattern left behind resembles a lightning flash.

It can be a fascinating process to watch, and it can be a deadly process to conduct. Currently, there have been 34 known deaths caused by Lichtenberg / fractal burning since 2017. In May of 2017 the AAW Board of Directors, at the recommendation of the AAW Safety Committee adopted the following policy:

*It is the policy of the American Association of Woodturners (AAW) that the process known as Fractal Burning is prohibited from being used in any AAW-sponsored events, including regional and national symposia, and that AAW-chartered chapters are strongly urged to refrain from demonstrating or featuring the process in chapter events. Further, the process of Fractal Burning shall not be featured in any written or online AAW publication, except for within articles that warn against its use. AAW publications will not accept advertisements for any products or supplies directly related to the process.*

**What makes fractal burning dangerous?**

Electricity will take the path of least resistance to ground. Dry wood, by itself has a somewhat high resistance and is not very conductive. Adding salt water to wood lowers the wood's resistance and the electricity flows through it, though not easily, which is why it creates enough heat to burn its path across the wood. If the operator suddenly becomes a better path to ground, the electricity can change direction in milliseconds and travel through the operator instead.

Some of the variables that can cause the operator to become a better path to ground include, directly grounding oneself, inadequate insulation between oneself and ground, inadequate insulation between oneself and the electrodes, inadequate insulation of the conductors (wires), dirty/wet equipment, damaged equipment, faulty equipment, and the list goes on.

In addition to all of that, the higher the voltage, the more capable it is of jumping, known as arcing, across or through a resistant object or the air (picture lightning). Some of those who have died from this process were trying it for the first time, others were seasoned "experts". The most recent fatalities (April 6, 2022) were a man and a woman who were believed to have been influenced by viral TikTok videos of the process. The equipment that electrocuted them subsequently started a fire that burned the house they were in. They were the 33rd and 34th deaths from fractal burning since 2017. Don't be the 35th.

—Kevin

## AAW WOMEN IN TURNING • VIRTUAL PRESENTATION

**WIT Presents: 2022 Virtual WIT EXCHANGE Presentation of Projects**

**Saturday, June 4, 2022  
3:00 p.m. Eastern Time**

The Women in Turning (WIT) committee published an open invitation to women makers challenging them to participate in an exercise of creativity in an environment of collaboration with other women from around the globe. In the end, 48 women from 8 countries became 16 collaborative teams. Their collective efforts will be showcased during this event.

We hope you will enjoy this unique event celebrating their work and listen as each team summarizes their creative process.

Please join us as we showcase the creativity, and skills, shared, learned, and used by these makers for this collaboration. WIT Presents the 2022 Virtual WIT EXCHANGE final projects on June 4th at 3pm EDT. This is a virtual art show that includes a rare look behind the scenes at the creative process. Each team documented, then condensed their journey into lively, thoughtful, creative, sometimes humorous, and always entertaining 5-minute presentations. It is our hope you will find inspiration in these projects to enhance your own creative process.

ALL WIT Presents events are FREE and open to EVERYONE. However, you must register to attend. Registration for WIT Presents the 2022 Virtual WIT EXCHANGE Presentation of Projects is now open on the AAW website.

If you miss the live event, as an AAW member, you will be able to view the recorded event in the [archive](#).

[Click here for more information and to register.](#)



## AAW SYMPOSIUM • CHATTANOOGA, TN



## AAW 36th Annual International Woodturning Symposium

### Chattanooga, Tennessee

#### June 23 - 26, 2022

#### Together again!

Join us June 23-26, 2022 in Chattanooga, Tennessee, for 3 days of programming and action sure to enrich your woodturning experience!

#### An unforgettable experience.

- **Learn quickly all in one venue.** Choose from 100+ demos and panel discussions. Topics appeal to wide range of skill level and interest areas. Internationally known demonstrators. Top woodturning talent.
- **Get motivation and inspiration.** See stunning exhibitions of work by many of the best artists in turning today. Instant Gallery with 1,000+ pieces. Bid on exceptional works at benefit auctions.
- **Shop the Trade Show.** Browse the world's largest woodturning trade show. 100+ exhibitor booths. Ongoing demos.
- **Enjoy camaraderie.** Connect with friends, colleagues, and welcoming woodturners from around the world. Talk woodturning with others who understand your passion.
- **Give to charitable projects.** Donate and/or buy a bowl to support local charity Friends of Special Children. Donate and/or browse the display of Beads of Courage boxes.
- **Visit Chattanooga.** *New York Times* named Chattanooga one of the "Top 45 Places to Go" in the world. One of America's most breathtaking cities.

#### Symposium Venue

Chattanooga Convention Center  
1 Carter Plaza  
Chattanooga, TN 37402

Click [HERE](#) for more information on the AAW website.



• MONTHLY CHALLENGE •  
HOLLOW FORMS

Jason Goodrich




Steve Collett





• MONTHLY CHALLENGE (CONT.) •  
HOLLOW FORMS

Kevin Jesequel



Kevin Jesequel



Kevin Jesequel




## SHOW-N-TELL


I want to encourage all members — advanced, intermediate and especially new-comers — to share their woodturnings with the rest of the club. When I first joined NWWT, I remember thinking that my pieces weren't good enough to show to the whole club. But when I finally did bring one of my pieces to a meeting, it was well received, and I got a lot of positive comments and helpful, constructive criticism. I've been showing and telling ever since. It's a great way to share tips and techniques, to teach and to learn.

I'm also looking forward to resuming our in-person meetings, so that we can all experience the Show-n-Tell and Challenge pieces firsthand.


—bk



Steve Collett



Steve Collett



Steve Collett



## SHOW-N-TELL • (CONT.)

Bill Karow



Bill Karow



## 2022 MEETINGS &amp; DEMONSTRATORS




DATE	PROGRAM	MONTHLY CHALLENGES
2022		
Thursday, January 6	Rick Urban — <i>Ovaloids</i> & Annual Tool Swap	1. Ebonized, Bleached or Fumed Object 2. Something Unique
Thursday, February 3	Chris Lawrence — High Top Box	1. Ovaloids (Lost Wood) 2. Something Unique
Thursday, March 3	Craig Timmerman — Torus Vase	1. High Top Boxes 2. Something Unique
Thursday, April 7	Kevin Jesequel — Hollow Form with Natural Opening	1. Torus Vases 2. Something Unique
Thursday, May 5	Tom Willing — Egg Wagon	1. Hollow Forms 2. Something Unique
<b>Thursday, June 2</b>	<b>Ed Pretty — Butterfly Repairs</b>	<b>1. Egg Wagons 2. Something Unique</b>
Thursday, July 7	Rick Rich — Three Piece Dish	1. Repair a Glitch 2. Something Unique
Saturday, August 6	BBQ Picnic & Auction!!!	1. Bid on Items at the Auction 2. Enjoy the Auction!
Thursday, September 1	TBD	1. Three Piece Dish 2. Something Unique
Thursday, October 6	TBD	1. TBD 2. Something Unique
Thursday, November 3	Jimmy Allen — A Unique Approach to Turning Boxes	1. TBD 2. Something Unique
Thursday, December 1	No Meeting	Happy Holidays!



## NEED INSPIRATION? • ROGER CROOKS

## Show-n-Tell &amp; Monthly Challenge



Need some new ideas of what to turn on that special piece of wood or looking for ideas on how to embellish your piece? You can turn to Pinterest for ideas OR you can look at what your fellow members are doing.

Maybe you saw something at Show & Tell but don't remember the details. Check out our website's [Gallery](#). All the photos that are submitted for each meeting and the pictures taken by Jim at real meetings are/will be posted on this page.

If you need to contact the maker, check with Bill, and he may be able to give you the member's name.

—Roger



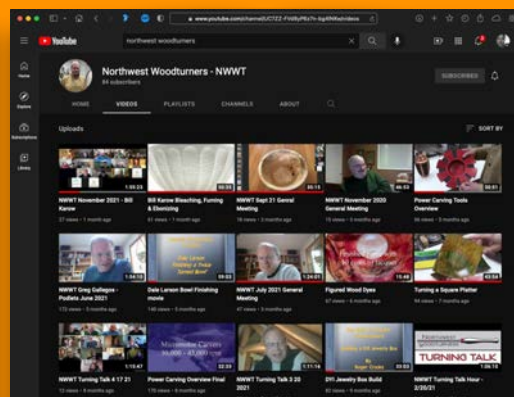
## RECORDED MEETINGS &amp; DEMOS

Our Monthly Meetings and Turning Talks are available for viewing. To view past meetings, go to the [NWWT Calendar](#).

Recorded meetings are highlighted in **orange**. Click on the meeting to get the link.

You can also access them directly from [NWWT's YouTube channel](#).

Sunday	Monday	Tuesday	Wednesday	Thursday	Friday	Saturday
31	Nov 1	2	3	4 7:00 PM November Meeting - Bill Karow - Embellishment	5	6 9:00 AM Bowl Turning Intermediate Class - Fall 2021
7	8	9	10	11	12	13 9:00 AM NWWT Open Shop - Dave Wood's Shop
14	15	16	17	18	19	20
21	22	23	24	25	26	27



## BULLETIN BOARD



If you have woodturning tools for sale,  
know of a tree being taken down in the near future,  
a new source for woodturning stock,  
upcoming estate sales,  
need help  
or have questions that need answering...

[let me know](#) and I will post it on the Bulletin Board section of next month's NWWT newsletter.



## OTHER WOODTURNING CLUBS • MEETINGS &amp; PROGRAMS

*Please check individual club websites for current information regarding their monthly online meetings.*



**WOODTURNERS OF OLYMPIA**  
[woodturnersofolympia.org](http://woodturnersofolympia.org)

**2nd TUESDAY of every month @ 6:30pm**  
 First Baptist Church of Olympia  
 904 Washington St SE, Olympia, WA 98507 [\[map\]](#)



**CASCADE WOODTURNERS**  
[cascadewoodturners.com](http://cascadewoodturners.com)

**3rd THURSDAY of every month @ 6:00pm**  
 Wild Lilac Child Development Center  
 3829 SE 74th Ave, Portland, OR 97230 [\[map\]](#)



**PACIFIC NORTHWEST WOODTURNING GUILD**  
[woodturningguild.com](http://woodturningguild.com)

**2nd WEDNESDAY of every month @ 7:00pm**  
 MWA Architects  
 70 NW Couch St, Portland, OR [\[map\]](#)




**SW WASHINGTON WOODTURNERS**  
[southwestwashingtonwoodturners.com](http://southwestwashingtonwoodturners.com)

**4th FRIDAY of every month @ 7:00pm**  
 Friends of the Carpenter's Center  
 1600 W 20th St, Vancouver, WA 98660 [\[map\]](#)



**WILLAMETTE VALLEY WOODTURNERS**  
[willamettevalleywoodturners.com](http://willamettevalleywoodturners.com)

**2nd THURSDAY of every month @ 6:30pm**  
 Center 50+ Senior Center  
 2615 Portland Rd, NE Salem, OR 97303 [\[map\]](#)



**BEAVER STATE WOODTURNERS**  
[beaverstatewoodturners.com](http://beaverstatewoodturners.com)

**4th THURSDAY of every month @ 6:00pm**  
 Coburg Community Charter School  
 91274 N Coburg Rd, Coburg, OR 97408 [\[map\]](#)

## VENDOR SPONSORS ARE KEY TO OUR SUCCESS!

A key component of our financial stability as a club is our vendor sponsors. Our vendors provide periodic gift certificates for the raffle and our annual auction. In addition we receive product donations from some of them. If that were not enough, some also give individual discounts to club members. All this contributes to our financial health. We encourage all of you to patronize our vendor sponsors. It is good for you, good for them, and good for the club.

—————  *Click on each logo to go to their website*  —————



*Gift Certificates*



*Gift Certificates + Merchandise Donations*



*10% Off Regular Price*



*Gift Certificates + Merchandise Donations + 10% Off*

**Penn State Industries**

*10% Off Regular Price*



*10% Off Regular Price*



*10% Off Regular Prices*



*Gift Certificates + 10% Off*

**Special note regarding Northwoods Figured Wood:** Northwoods is evolving into a slab supplier and will no longer be in the turning blank business. We are sorry to see them go. They were a huge sponsor for us. We thank them deeply for their historical support and wish them the best in their new endeavor.

***NWWT membership has benefits!***

Show your NWWT Membership Card to receive a discount off your purchase at Gilmer Wood, Rockler, Woodcraft, Woodcrafters, Crosscut Hardwoods and Milwaukie Hardwoods.

Past newsletters can be accessed from the NWWT website [here](#).

If you don't have internet access, provide me with your mailing address, and I will print out a copy, lick a stamp and mail a copy of the newsletter to you via US Postal Service.

If you do not receive a courtesy email from me by the beginning of the month indicating that a new newsletter is available online, please send me your current email address.

**Submissions to the newsletter are due by the last Thursday of the month.**

Articles, tips, web links, classified ads and other woodturning-related items are welcome! Send them to [me](#).

For other business inquiries, contact Northwest Woodturners at: Northwest Woodturners  
PO Box 1157  
Lake Oswego, OR 97035