

NORTHWEST WOODTURNERS



Founded 1995 Pacific Northwest Oregon Chapter of The American Association of Woodturners

AAW AMERICAN ASSOCIATION
OF WOODTURNERS

JANUARY 2022



NORTHWEST WOODTURNERS



PRESIDENT'S MESSAGE • ROGER CROOKS



Well, we made it through 2021 after 2020 changed our lives. We have to hope that 2022 will be the year when we can all get back together for our meetings and other events.

Portland and the MAC has delayed that event by three months, staying closed for the first quarter of the year. It's been so long we will have to introduce ourselves to each other all over again! To get ready, send your proof of vaccination to [me](#) so it will be recorded in your profile.

New Members

We had 15 new members in December – the best by far of any previous month. Welcome one and all!!!

We have 190 active members and 60 that are awaiting renewal. That 250 number is important as our website fee almost doubles when we pass that number. If you are part of the 60, we hope you will renew ASAP. To keep under 250, I am deleting those with the oldest renewal dates, but another month like this, and we will have no choice.

Turning Classes Schedule

Our class schedule has been published on our [Calendar](#). We have our three Basics classes - Bowl, Spindle and Sharpening plus two new Intermediate classes – Bowls and Spindles.

Classes sell out quickly so, if interested, sign up now.

A huge benefit of NWWT classes are our “helpers” at each class. These volunteers enable us to offer close to “one-on-one” help to the students. While called helpers, these experienced turners are in our list of possible future instructors or co-instructors.

[Intermediate Spindle Class](#) – January 22, 2022

This is a new class and to date, we only have a few signed up. This new class was designed to teach many of the basic cuts, even those used in bowl turning. Professional turners tell you that to become a better bowl turner, work on your spindle turning skills.

The class focuses on acquiring additional skills for use across a wide range of spindle forms which include vases, tool handles, finials, legs, etc. Tools covered will be spindle gouges, scrapers, and the dreaded skew. So, if your skew is a challenge for you, clean off the rust and we will sharpen it and help you practice with it. Click on the link above to register — it's only three weeks away!

Advanced Sharpening Class

We did our first Advanced Sharpening Class in December. It went well and we learned a lot. We are considering reworking our Basic Sharpening Class agenda and extending it to a full day class in order to combine the two classes into one comprehensive class. Stay tuned.

CLUB INFO

NORTHWEST WOODTURNERS

www.northwestwoodturners.com

Meetings are held at 7PM on the 1st Thursday of each month at:

The Multnomah Arts Center
7688 SW Capitol Hwy
Portland, OR 97219
[\[map\]](#)

President

[Roger Crooks](#)

Vice President

[Kevin White](#)

Secretary

[Kevin Jesequel](#)

Treasurer

[Mike Meredith](#)

Board Members

Steve Newberry Lynne Hemmert
Barb Hall Richard Hall
Jim Schoeffel

STAFF VOLUNTEERS

Newsletter Editor

Bill Karow

Store Sales

John Sutter

Education Coordinator

Dave Wood

Library

Lynne Hemmert Alex McDowell

Raffle

Kim Talley

AV Backup

Dave Burgess

Photography

Jim Schoeffel

Web

Roger Crooks

AAW Representative

John Beechwood

PRESIDENT'S MESSAGE • (CONT.)

January General Meeting - January 6, 2022 – Rick Urban, Lost Wood Art

The last we spoke, the plan for January was our traditional in-person tool swap at the MAC. Plan B was to do the Tool Swap online like we did last year. Plan C was an IRD and an online Tool Swap.

Thanks to Kevin White, we are doing Plan C with a very creative woodturner, Rick Urban. I've not met him but his website is impressive (www.rickurbanwoodturner.com).

Tool Swap

There's still time. Please send a picture, description, price, and contact information to [me](#) by Wednesday, January 5. I will take items for the whole month of January, but the sooner you get your items to me, the better chance for a sale. We have over 20 good items to date. The [Tool-Swap webpage](#) will go live on Thursday, Jan 6.

2022 Community Service Program – Toys

At our last board meeting, I presented a plan to build toys for charitable organizations. The board agreed to pursue the idea. We are looking for a leader to work on the logistics and members to make the toys. If you are interested in this exciting program, please talk with me. Community Service is an important aspect of our ByLaws and Purpose so we all need to keep our eyes open for opportunities.

Open Shop – January 15 – Third Saturday of the month (this month only)

This month only, Open Shop will be on the third Saturday, January 15, rather than the standard second Saturday of the month. Register [HERE](#)

We've added tool sharpening as a standard feature of Open Shop, so even if you don't want to turn, bring your tools and get them sharp.

NWWT Store

We are going back to online ordering for supplies. Orders can still be picked up at Open Shop Saturday (Jan 15). Orders need to be placed and paid for by Wednesday, January 12, so there is time to package up the orders.

—Roger



IMPORTANT COVID INFORMATION

NWWT Requires “Proof of Vaccination” for In-Person Events as of October 1, 2021

As a means of increasing the level of safety at our In-Person Events, the NWWT Board unanimously voted to require “Proof of Vaccination” for all In-Person activities – General Meetings, Classes, Open Shop, etc.

Both members and non-members who attend an in-person event shall be fully vaccinated. According to the CDC, people are considered fully vaccinated two weeks after the second dose in a 2-dose series (Pfizer or Moderna) or two weeks after a single dose vaccine (Johnson & Johnson).

Event	Proof of Vaccination	Masks Required	Social Distancing
Meetings	Yes	Yes	Best you can
Classes	Yes	Yes	Best you can
Open Shop	Yes	Yes	Best you can

Member Profile

To ease implementation such that you do not need to show your vaccination card at each event, we will be adding this information to your member profile. This information is only viewable by you, the webmaster, and select board members.

To save time at the events, please send a picture of your vaccination card to nwwt.rogercrooks@comcast.net, and I will add it to your profile. Otherwise, bring it with you at the event, and I will add it the next week. Our current policy is highlighted on our website — northwestwoodturners.com/COVID. Please adhere to the above and be safe yourself, along with your fellow club members.

—Roger

VP'S "TURN ON THINGS" • KEVIN WHITE

**January Monthly Program Update**

Northwest Woodturners – like many of the other woodturning clubs — has been challenged and interesting at the same time for almost two years. The growth in our club in so many ways is better today because of the way we as a club have responded. Thanks go to Roger Crooks, our President and the other leaders in the club for being innovative and for actively being involved.

In the past (pre-Covid), club meetings had a predictable agenda and a regular plan for the in-person meetings. That has all changed as in-person meetings at the Multnomah Arts Center are still not available now into 2022.

My part in the club has been the monthly meeting demonstrations, and since the middle of last year, I have been planning on the return to in-person demo's starting with our January 2022 meeting. Unfortunately, that will not be the case, and we will be having Interactive Remote Demonstrations (IRD's) for at least the next several meetings.

Therefore, Jimmie Allen "The Boxmaster" will not be presenting in February, and Eric Lofstrom will not be demonstrating at our Thursday meeting (with classes on Friday and Saturday) in March.

Kevin Jesequel, a member of our club will be demonstrating either via video or in person in April as originally planned.

Jimmy Clewes is still on the agenda for May, and even if we cannot use the MAC, I hope we can find a way to have him at our club as planned.

Tentatively, Chris Lawrence will do an IRD in February and Craig Timmerman in March. More on Chris, Craig, and others in the February newsletter.

This month, Rick Urban will be doing our IRD on Thursday, January 3. Rick has experience with IRD's and will be showing us how he does an "Ovaloid."



"My name is Rick Urban, and I am a Shaper of Wood. I began doing that regularly with a wood lathe in 2003, experimenting with all manner of tools, techniques, styles, and designs for the next decade and a half. At some point I realized I was spending as much time off the lathe as on the lathe, so I became a wood shaper."

Today I am as likely to find myself in my northwest Georgia shop embellishing the rim of a platter with a rotary carver, burning or branding a design on a closed form, finishing an heirloom salad bowl, adding some color to a pierced sphere, transforming a flaw into a feature, or sharing what I've learned with others through woodturning demonstrations."



—Kevin

NWWT OPEN SHOP • SATURDAY, JANUARY 15

NORTHWEST
WOODTURNERS

OPEN SHOP

SATURDAY, JANUARY 15, 2022

9AM - 12PM

DAVE WOOD'S SHOP

24250 SW 65TH AVE, TUALATIN OR 97062

LEARN TO TURN & LEARN TO SHARPEN!



Open Shop will take place on **Saturday, January 15 from 9AM to 1PM**. Dave Wood will again open his shop to NWWT members to spend some time turning together. This is a chance for those of you new to woodturning to have questions answered, learn new techniques or address problems you might have encountered.

Open Shop is directed toward the new turner but **all are welcome!** Bring a project you want help finishing. Bring questions about methods. There will be six lathes available to use. Bring your own tools and wood, or you can also buy wood there.

- Admission is free.
- Bring your own tools and face shield.
- Proof of Vaccination and Masks are required at all times.
- If you have any COVID related symptoms, please stay home.
- Coffee and donuts will be provided.
- Portable toilet will be on-site.
- If you have any questions, please feel free to contact Dave Wood or any other NWWT Board Member.

Location: 24250 SW 65th Ave
Tualatin, OR 97062 [[map](#)]

Contact: Dave Wood
NWWT Education Coordinator
503-880-1349

NOTE: NWWT STORE WILL BE OPEN FROM 10AM-12PM

THE ELECTRICAL SIDE OF YOUR SHOP • ROB EDGERTON

How many of us now have lathes with variable speed drives, or multiple 240 volt pieces of equipment with some kind of electronic readout or control? Actually, even 120 volt tools with electronic controls and displays, stereos in the workshop, or maybe even a television or monitor so we can watch that video on how to turn or construct our next project.

Our devices are getting more sophisticated, but have you taken the time to protect those “toys” from the maladies that occasionally (or for some of us, frequently) plague our electrical service? My home resides near the termination of power service for our provider. That means service interruptions, surges, and brownouts happen at least several times every year. They are hard on anything with electronics connected. Here are a couple of projects to consider for your shop.



My first project was to protect my lathe, bandsaw, and other 240 V tools in my shop. This was an easy project, and one most of you could accomplish. I have several 240 V tools and only one 240 V outlet in my woodshop area, so constantly plugging and unplugging tools was getting old. Below is a picture of my solution. It solved two challenges at the same time. I now am able to leave two pieces of equipment connected, and at the end of each work session, I am able to flip a switch and know both are disconnected from any possible power anomalies. This arrangement also provides an added layer of safety from someone accidentally turning things on when I am not around. Of course the simple solution is to just unplug everything at the end of the day, but how many of us routinely do that? If attempting this project and connecting 240 V equipment be sure to purchase a double pole single throw (DPST) toggle switch when visiting your local hardware outlet. For 240 V connections, both power legs (red, black) of the

three wire connection must be disconnected when turning off your power. If in doubt, seek professional help!


My second project will require enlisting the help of an electrician but is added insurance. Installation of a panel surge protection device is what I had installed. This device quietly sits at the incoming point of power on your electrical panel watching for large spikes or excessive voltages coming into your panel. These spikes are just that, milliseconds in duration, but potentially devastating to your electronic devices. When they occur, the surge protector senses their presence and “clamps” the excess voltage to ground protecting anything downstream in the panel from having to absorb the impact of the voltage spike. Surge protectors can wear out, or even be destroyed by severe spikes, so it is advisable to buy one with a pilot light showing they are still operational. The cost, including the electrician to install it, is not cheap, but it is substantially less than the cost to replace even the control panel on one piece of your shop equipment.

My latest project (and subject to current experimentation) is for my 55° power sander. My first one lasted about 18 months. Electrical smells, and finally sparks resulted! I had been judicious in blowing the dust out after each use, but internet searches had warned me that sanding dust is the bane of these devices. An autopsy of the device found that both

carbon brushes had worn down to the springs (source of sparks), and that the armature was severely worn (probably from the dust creating excessive friction).



I have procured a new power sander and am experimenting with covering the vents with an old sock, hoping this helps filter some of the dust from it. I still blow the dust out after each use and am hoping to get a little more life out of this one. Let me know your thoughts, experiences, or other ideas on how to prolong the life of this little wonder.



Safe turning and enjoy.

—Rob Edgerton

NAILED IT! • JOHN BEECHWOOD & BILL KAROW



I've had this piece of maple for quite some time and decided to finish it yesterday. As I was turning it, I heard a distinct thud and felt that unmistakable jarring of my gouge.

Apparently there were two nails that had been completely encapsulated!

I was lucky they didn't come flying out! That would have been far more excitement than I wanted. Although I did have the shield down on my lathe.

I was able to save the piece.

—John Beechwood



Beware of older, larger backyard trees! They seem to always have nails embedded deep within their trunks, hammered in years ago for clothes lines, bird houses or tree forts.

I checked each piece with my metal detector wand, but I still was able to dull my chainsaw blade twice, bandsaw blade once, and coring bits three times.

On the plus side, I'm getting really good at sharpening!

—bk



WOODTURNERS WORLDWIDE ONLINE SYMPOSIUM

Woodturners Worldwide Online Symposium**January 27-30, 2022**


Fully Online - Access to recordings for 30 Days After Event

We had so much fun the first time, we're doing it again! The Woodturners Worldwide Online Symposium is in January and tickets are on sale NOW!

Ticket Price \$89

That includes 40 demonstrations from turners in 9 countries. That's around 80 hours of content, but don't worry, we're giving you 30 days to watch everything. Join the live event to participate in activities only available during the symposium.

Click on the link for more information + sign up: <https://woodturnersworldwide.com>



MEET THE WOODTURNER LIVE

Meet the Woodturner

These Woodturning gatherings have so many benefits for attendees, the inspiration and knowledge shared by demonstrators (professional and non-professional) is probably the number one attraction for many of us but there is so much more involved. We get the opportunity to meet up with friends we may not see from one gathering to another, make new friends with face-to-face contact and share our passion for Woodturning with others, it is this social interaction, "catching up with friends" and making new friends that this pandemic had taken away from us.

Since beginning in March 2020 **our meetings have been free** for any woodturner to come along to, the format has changed slightly and will continue to evolve.

To find out more about Meet the Woodturner, please take a look at our Frequently Asked Questions (FAQ) page by clicking [here](#), and of course if you are not yet involved then please [subscribe here](#) and **join us for our next free meeting**, we'd love to see you!



Meet the Woodturner

Meet the Woodturner Live • March 19-20, 2022

We want to make this event affordable to everyone starting with an early bird special price of £45 which will last until January 15, 2022. After that tickets will revert to full price which will be £55...so make sure to get your ticket early!

We have some of the finest demonstrators in the world showcasing their work and skills. Some of these demonstrators are entering the virtual world of woodturning for the first time and we are honoured to be able to offer you front row seats for their debut into the world of IRD's.

Click on the links below for more information + sign up:

<https://meetthewoodturner.com>

<https://meetthewoodturner.com/ticket/sign-up>




Jimmy Clewes



Nick Agar



Max Brosi




Helen Bailey



Andrew Hall




Neil Turner



Harvey Meyer



Gary Lowe



Ulf Jansson



Pat Carroll

SHOW-N-TELL

There are no member turnings to share in this month's newsletter, as there wasn't a club meeting in December. But I have already received photos of new work from a lot of you, so this month's meeting will have a great Show-n-Tell presentation that will also then be featured in the February newsletter.

I want to encourage all members — advanced, intermediate and especially new-comers — to share their woodturnings with the rest of the club. When I first joined NWWT, I remember thinking that my pieces weren't good enough to show to the whole club. But when I finally did bring one of my pieces to a meeting, it was well received, and I got a lot of positive comments and helpful, constructive criticism. I've been showing and telling ever since. It's a great way to share tips and techniques, to teach and to learn.

I'm also looking forward to resuming our in-person meetings, so that we can all experience the Show-n-Tell and Challenge pieces firsthand.

—bk


2022 MEETINGS & DEMONSTRATORS



DATE	PROGRAM	MONTHLY CHALLENGES
2022		
Thursday, January 6	Rick Urban — <i>Ovaloids</i> & Annual Tool Swap	1. Ebonized, Bleached or Fumed Object 2. Something Unique
Thursday, February 3	Chris Lawrence (<i>tentative</i>)	1. Spheres 2. Something Unique
Thursday, March 3	Craig Timmerman (<i>tentative</i>)	1. Boxes 2. Something Unique
Thursday, April 7	Kevin Jesequel	TBD
Thursday, May 5	Jimmy Clewes	TBD
Thursday, June 2	TBD	TBD
Thursday, July 7	TBD	TBD
Thursday, August 4	BBQ Picnic & Auction	N/A
Thursday, September 1	TBD	TBD
Thursday, October 6	TBD	TBD
Thursday, November 3	TBD	TBD
Thursday, December 1	No Meeting	Happy Holidays!

NEED INSPIRATION? • ROGER CROOKS

November 2021 Show-n-Tell & Monthly Challenge



Need some new ideas of what to turn on that special piece of wood or looking for ideas on how to embellish your piece? You can turn to Pinterest for ideas OR you can look at what your fellow members are doing.

Maybe you saw something at Show & Tell but don't remember the details. Check out our website's [Gallery](#). All the photos that are submitted for each meeting and the pictures taken by Jim at real meetings are/will be posted on this page.

If you need to contact the maker, check with Bill, and he may be able to give you the member's name.

—Roger



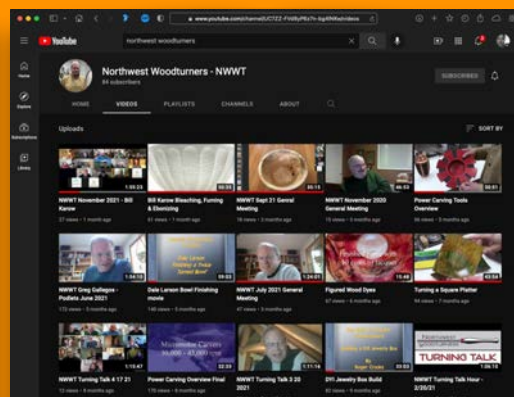
RECORDED MEETINGS & DEMOS

Our Monthly Meetings and Turning Talks are available for viewing. To view past meetings, go to the [NWWT Calendar](#).

Recorded meetings are highlighted in **orange**. Click on the meeting to get the link.

You can also access them directly from [NWWT's YouTube channel](#).

Sunday	Monday	Tuesday	Wednesday	Thursday	Friday	Saturday
31	Nov 1	2	3	4 7:00 PM November Meeting - Bill Karow - Embellishment	5	6 9:00 AM Bowl Turning Intermediate Class - Fall 2021
7	8	9	10	11	12	13 9:00 AM NWWT Open Shop - Dave Wood's Shop
14	15	16	17	18	19	20
21	22	23	24	25	26	27



OTHER WOODTURNING CLUBS • MEETINGS & PROGRAMS

Please check individual club websites for current information regarding their monthly online meetings.



WOODTURNERS OF OLYMPIA
woodturnersofolympia.org

2nd TUESDAY of every month @ 6:30pm
 First Baptist Church of Olympia
 904 Washington St SE, Olympia, WA 98507 [\[map\]](#)



CASCADE WOODTURNERS
cascadewoodturners.com

3rd THURSDAY of every month @ 6:00pm
 Wild Lilac Child Development Center
 3829 SE 74th Ave, Portland, OR 97230 [\[map\]](#)



PACIFIC NORTHWEST WOODTURNING GUILD
woodturningguild.com

2nd WEDNESDAY of every month @ 7:00pm
 MWA Architects
 70 NW Couch St, Portland, OR [\[map\]](#)




SW WASHINGTON WOODTURNERS
southwestwashingtonwoodturners.com

4th THURSDAY of every month @ 7:00pm
 Friends of the Carpenter's Center
 1600 W 20th St, Vancouver, WA 98660 [\[map\]](#)



WILLAMETTE VALLEY WOODTURNERS
willamettevalleywoodturners.com

2nd THURSDAY of every month @ 6:30pm
 Center 50+ Senior Center
 2615 Portland Rd, NE Salem, OR 97303 [\[map\]](#)



BEAVER STATE WOODTURNERS
beaverstatewoodturners.com

4th THURSDAY of every month @ 6:00pm
 Coburg Community Charter School
 91274 N Coburg Rd, Coburg, OR 97408 [\[map\]](#)

VENDOR SPONSORS ARE KEY TO OUR SUCCESS!

A key component of our financial stability as a club is our vendor sponsors. Our vendors provide periodic gift certificates for the raffle and our annual auction. In addition we receive product donations from some of them. If that were not enough, some also give individual discounts to club members. All this contributes to our financial health. We encourage all of you to patronize our vendor sponsors. It is good for you, good for them, and good for the club.

—————  *Click on each logo to go to their website*  —————




Gift Certificates



Gift Certificates + Merchandise Donations



10% Off Regular Price



Gift Certificates + Merchandise Donations + 10% Off

Penn State Industries

10% Off Regular Price



10% Off Regular Price



10% Off Regular Prices



Gift Certificates + 10% Off

Special note regarding Northwoods Figured Wood: Northwoods is evolving into a slab supplier and will no longer be in the turning blank business. We are sorry to see them go. They were a huge sponsor for us. We thank them deeply for their historical support and wish them the best in their new endeavor.

NWWT membership has benefits!

Show your NWWT Membership Card to receive a discount off your purchase at Gilmer Wood, Rockler, Woodcraft, Woodcrafters, Crosscut Hardwoods and Milwaukie Hardwoods.

Past newsletters can be accessed from the NWWT website [here](#).

If you don't have internet access, provide me with your mailing address, and I will print out a copy, lick a stamp and mail a copy of the newsletter to you via US Postal Service.

If you do not receive a courtesy email from me by the beginning of the month indicating that a new newsletter is available online, please send me your current email address.

Submissions to the newsletter are due by the last Thursday of the month.

Articles, tips, web links, classified ads and other woodturning-related items are welcome! Send them to [me](#).

For other business inquiries, contact Northwest Woodturners at: Northwest Woodturners
PO Box 1157
Lake Oswego, OR 97035