

NORTHWEST WOODTURNERS



Founded 1995 Pacific Northwest Oregon Chapter of The American Association of Woodturners **AAW** AMERICAN ASSOCIATION OF WOODTURNERS

DECEMBER 2022



NORTHWEST WOODTURNERS

PRESIDENT'S MESSAGE • ROGER CROOKS



I hope lots of lathes are busy making holiday presents for family and friends. November was our last monthly meeting this year with our Annual Tool Sale coming up in January. Use this time to clean out your shop and bring your excess tools to the sale.

2023 Elections

At our November meeting, we elected our 2023 board. Congratulations and many thanks to the people that make NWWT work!

November's General Meeting - [D-Way Tools](#) - November 3, 2022

We had a full house welcoming Jimmie Allen and the D-Way staff. There were lots of new tools in the hands of members as they left the meeting. Jimmie did a great job making a box with his scrapers. Check out the video [HERE](#).

January Tool Swap - January 5, 2023

For those who have not participated in one of these, it is a great opportunity for both buyers and sellers. The club will have some donated items to sell, but the rest of the sales are between members. Cash and checks are the safest way to pay, although some members may be able to accept credit cards or online apps like Venmo. Even if you have nothing to sell or want to buy, it is always a lot of fun to browse. If you plan to sell items, please register for the meeting [HERE](#) so we can plan on how many tables we need.

Bowls for the Community

Don't forget to continue your support of our Community Project Bowl program. NWWT has donated over 50 bowls to date, but all have come from just a few members. Make a 2023 resolution to turn and donate at least one bowl per quarter.

Turning Classes

We will be posting the next two series of classes soon. We will be going with a "project-based" approach for what we used to call "intermediate" classes (now called Bowl/Spindle 201). We will use specific projects to teach more advanced skills. For example, in our last Bowl Turning 201 class, attendees were taught how to create a Viking Bowl, rather than just an ordinary bowl. See more below.

Open Shop - December 10

Our last Open Shop for the year is December 10. Get help or finish your last-minute holiday gift. Register [HERE](#).

NWWT Store - Walnut Oil Back In Stock

We are back in stock with walnut oil and a few other items. Members have been busy as the demand for consumables has been great.

CLUB INFO

NORTHWEST WOODTURNERS

www.northwestwoodturners.com

Meetings are held at 7PM on the 1st Thursday of each month at:

The Multnomah Arts Center
7688 SW Capitol Hwy
Portland, OR 97219

[\[map\]](#)

President

[Roger Crooks](#)

Vice President

[Kevin White](#)

Secretary

[Kevin Jesequel](#)

Treasurer

[Mike Meredith](#)

Board Members

Steve Newberry Lynne Hemmert
Barb Hall Richard Hall
Jim Schoeffel

STAFF VOLUNTEERS

Newsletter Editor

Bill Karow

Store Sales

John Sutter

Education Coordinator

Dave Wood

Library

Lynne Hemmert Alex McDowell

Raffle

Kim Talley

AV Backup

Dave Burgess

Photography

Jim Schoeffel

Web

Roger Crooks

AAW Representative

John Beechwood

NWWT OPEN SHOP • SATURDAY, DECEMBER 10

NORTHWEST
WOODTURNERS

OPEN SHOP

SATURDAY, DECEMBER 10, 2022

9AM - 1PM

DAVE WOOD'S SHOP

24250 SW 65TH AVE, TUALATIN OR 97062

LEARN TO TURN & LEARN TO SHARPEN!



Open Shop will take place on **Saturday, December 10 from 9AM to 1PM**. Dave Wood will again open his shop to NWWT members to spend some time turning together. This is a chance for those of you new to woodturning to have questions answered, learn new techniques or address problems you might have encountered.

Open Shop is directed toward the new turner but **all are welcome!** Bring a project you want help finishing. Bring questions about methods. There will be six lathes available to use. Bring your own tools and wood, or you can also buy wood there.

- Admission is free.
- Bring your own tools and face shield.
- Proof of Vaccination and Masks are required at all times.
- If you have any COVID related symptoms, please stay home.
- Coffee and donuts will be provided.
- Portable toilet will be on-site.
- If you have any questions, please feel free to contact Dave Wood or any other NWWT Board Member.

Location: 24250 SW 65th Ave
Tualatin, OR 97062 [[map](#)]


Contact: Dave Wood
NWWT Education Coordinator
503-880-1349

NWWT STORE • JOHN SUTTER

Due to popular demand, we now carry a stock of most of our store items at Dave Wood's place and can be purchased during Open Shop. It will have the most popular consumables such as CA glue, walnut oil, AnchorSeal, and sanding supplies. (The full store will still be available at our General Meetings.)



NWWT ANNUAL TOOL SWAP @ JANUARY MEETING

**What It Is**

This was a popular annual event before the pandemic. NWWT members bring their turning tools and items that they seldom use to sell to other members. We will have tables set up for your use. Many of you are relatively new members and have probably never been to one of these events. It is not only a great opportunity to get some bargains on tools, but also to talk with other members about tools, and their experiences, and to get answers to questions you might have. You may see jigs that you have no idea what they do – this is your chance to learn.

How it works

While there will be a table of items donated to the club items whose revenue will go directly to the club, the rest of the sales are member-to-member. Cash and checks are the safest way to pay although some members may be able to accept credit cards or online apps like Venmo.

How to participate

Please arrive by 6:30 (or earlier) to set up your table. Make sure all items are priced. Also please hit the register button so we will know how many people to expect.


Note: Only sellers need to register – Register [HERE](#)



NWWT EDUCATION PAST AND FUTURE

The education of our members is our primary NWWT mission. With our growing membership, 2022 was our biggest education year ever. We have strong momentum with our training classes supplemented by consistently good participation in Open Shop sessions, where the education continues with a variety of topics as they walk in the door.

My thanks to our veteran woodturner members who are always here and willing to coach. (Were you wondering why we always have the best donuts at our events?)



The training numbers so far:

We began actively re-structuring and re-energizing our training program in mid-2020 with our initial *Basic Bowl Turning* and *Basic Spindle Turning* classes in the fall of that year. Despite Covid, we were able to hold classes and Open shops in a well-ventilated facility with enough space to be safely separated.

	<i>Basics Classes</i>	<i>Intermediate/201 Classes</i>	Totals
2020	13		13
2021	28	12	40
2022	46	25	71
Totals	87	37	124

Continuous improvement is our battle cry!

Initial *Basics* classes were well received, but certainly left room for improvement. The guiding principle of a 1:1 student-to-instructor/coach came out of those early beginner sessions, and we hold to that principle today in our *Basics* classes. I think we will find we can back off that ratio a bit with the 201-level classes as the students taking the 201 classes will have higher skill levels.

The 201 Project Courses, launched this past October, were another evolutionary step in our training program. Feedback from members on our initial *Intermediate Bowl and Spindle Classes* was that they lacked sizzle and excitement. The Instructor Corps members discussed it and found we couldn't argue with our critics, and the 201 Project Courses were born.

Based on the success of the first two sessions, the *Viking Bowl Class* and the *Lidded Box Class*, I can confirm that we are on the right track for more advanced skill level classes that will continue into the years to come with a variety of more challenging and "sizzly" projects.

NWWT EDUCATION PAST AND FUTURE • (CONT.)

What's ahead in 2023?

Our first-quarter and second-quarter class schedule for 2023 is shown below. We will also conduct these 5 core classes in the fourth quarter of 2023. Those dates will be set later for the October/November time period.

1/21/23	Saturday	Sharpening Lathe Tools
2/4/23	Saturday	Spindle Turning Basics
2/5/23	Sunday	Bowl Turning Basics
2/25/23	Saturday	Spindle Turning 201
2/26/22	Sunday	Bowl Turning 201
4/1/23	Saturday	Sharpening Lathe Tools
4/15/22	Sunday	Spindle Turning Basics
4/16/22	Saturday	Bowl Turning Basics
5/6/22	Sunday	Spindle Turning 201
5/7/22	Saturday	Bowl Turning 201



Training costs are on the rise – like everything else.

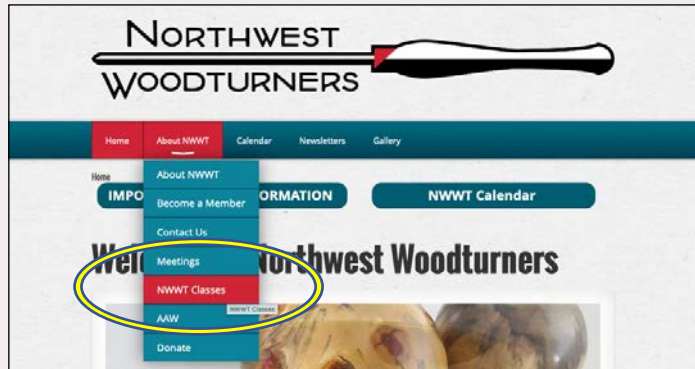
Not only are we dedicated to training members to be better woodturners, we're also committed to doing so at the lowest possible cost to members. NWWT supplies the facilities, the turning blanks, the instruction, and of course the coffee and donuts. Our instructors still gladly serve as volunteers, but the portable restroom, snacks, and coffee have all gone up 10% over last year. Much of the wood we use is donated, but we do need to buy wood on occasion. The bottom line is we will be raising class fees accordingly for 2023. We keep an eye on local training competition from Woodcraft, Rockler, and others. Our training fees are significantly lower, and we have the added benefit of our seasoned expert woodturners to coach you individually – as little or as much as you want. That makes NWWT training classes unique and more personal. According to feedback, we think you learn more, faster.



NWWT EDUCATION PAST AND FUTURE • (CONT.)

Website upgrades for the education program

Speaking of continuous improvement, our website just keeps getting better and better. You can now access all information about classes on the new tab under "About NWWT". It's very easy to get details about all the classes and to register for the classes you want to take.



Bowl Turning 201

Course Objectives:

The primary objective of this course is to refine your skills in the finer details of bowl turning. When you look at a bowl, your eye is very discerning. You will learn optimal bowl shapes, rim designs, and base options. Skills learned here will help you advance to the next level of expertise.

Each student should complete two bowls in class, not including sanding and finish application.

- 7 Midi-lathes available for students plus the instructor's lathe.
- Class binder with notes and reference materials for all
- All wood is provided

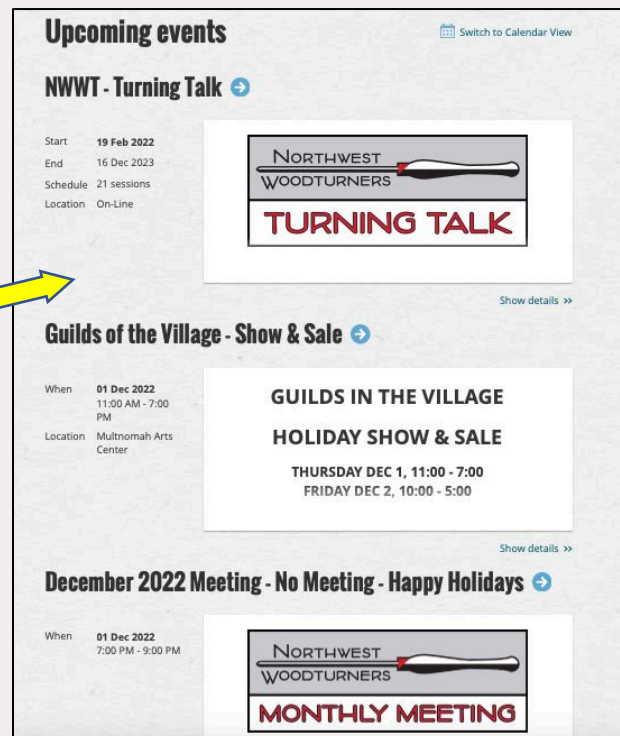

Prerequisite Skills

- Ability to prepare and mount a bowl blank between centers and in a chuck using a tenon or a recess
- Ability to shape the outside and inside of a bowl using a bowl gouge
- Ability to use a scraper for finishing the inside of a bowl
- Ability to complete a basic bowl except for sanding and applying finish

If you have not yet developed these skills or are unsure, please attend an open shop and talk with one of the helpers



To find scheduled class dates and to register for classes, you simply click on the Calendar tab and the page below left will appear. If you prefer to view the schedule in the "List View" just click on the icon shown in the blue circle, and you will get the list view shown below right.



NWWT EDUCATION PAST AND FUTURE • (CONT.)

To register for any class or for an Open Shop event, simply click on the "Register" button for your particular event, as shown below. The website will lead you through the registration steps including your payment via credit card or PayPal.

NWWT Open Shop – Dave Wood's Shop

When **10 Dec 2022**
9:00 AM - 1:00 PM

Location 24250 SW 65th Ave,
Tualatin OR 97062

Spaces left 3

Registration

Members

Register

NORTHWEST WOODTURNERS

OPEN SHOP

Open Shop is directed toward the new turner but all are welcome. Bring a project you want help finishing. Bring questions about methods, tools, designs or any other woodturning question. There are six lathes available for use. Bring your own tools and wood or buy wood at the shop.

We will have three sharpening stations to help you perfect your sharpening technique.

We all juggle schedules these days, and we understand that every now and then you might need to cancel an event you have registered for and paid for. Cancellation is easier, and much quicker, on the website compared to calling somebody. You simply go into your registration on the website and click on the "Cancel" button in the lower left corner.

Your registration is immediately canceled, your money is immediately credited back to the payment method you used, anyone on the waitlist is automatically added to the class to fill your spot, or an opening shows up immediately on the registration screen for the next person who tries to register.

So, PLEASE use the website to manage your class registrations instead of calling someone. It's faster, more accurate, and automatically takes all the right actions. If websites or computer access are a challenge for you, then do call me, Dave Wood @503-880-1349. I'll be glad to help you through the process.

Event: NWWT Open Shop – Dave Wood's Shop
10 Dec 2022 9:00 AM - 1:00 PM
Location: 24250 SW 65th Ave, Tualatin OR 97062
Registration type: Members

Enter registration information

First name: [text field]
Last name: [text field]
e-Mail: [text field]
Phone: [text field]

Proceed with discarding the registration? All registration data will be deleted.
Cancel OK

* Liability Waiver ☐ I have read and agreed to the terms and conditions in the document

Cancel Back Next

NWWT EDUCATION PAST AND FUTURE • (CONT.)

Speaking of Open Shop Registration

You only need to register when you want to be sure there is a lathe available for you to use. If you just want to come to sharpen your tools, have a cup of coffee and chat, get tips from the more experienced members, rummage through the scrap pile for hidden gems, or buy some supplies from the Club Store, you do not need to register. Just come on down!



We're on a roll with training and education, and 2023 will be even better.

We'll get the classes on the website in the coming days, so check your calendars and get ready. And remember, for those of you who are ready for the 201 level classes, we'll be changing the projects each quarter so you can take the class more than just once and keep on learning, turning, and grinning.

The last Open Shop of this year is Saturday, December 10th, and it's just around the corner. See you there.

Happy holiday season to everyone!

—Dave Wood

SHARPENING • ROGER CROOKS

Why do gouges and scrapers need to be sharpened so often?

If you are a woodworker using hand planes or chisels, you understand the benefit of sharpness. How often are they sharpened? Maybe once a month if used a lot, sometimes before starting a project. Woodworkers don't think about how many feet a blade travels but if they did, maybe a few hundred feet for planes and for chisels, maybe a few hundred inches.

However, when talking about turning tools, we talk about miles. A 10" platter spinning at 2000 rpm (a bit fast), covers one mile, and depending on the wood and the tool steel, it is probably time to think about hitting the grinder. A scraper works with a fine burr that is quick to form but also quick to go away.

The key question is, how do you know when to sharpen? With experience, the feel of the cut will tell you. When hogging out a bowl, a dull tool will work but you will also work harder than need be. Carbide tools are great for removing lots of wood quickly because you don't care what the surface looks like. A newly sharpened gouge at the end will get rid of all the tear-out.

Some thoughts:

1. Sharpen before your last cut to get rid of any tear-out or tool marks. It is quicker to sharpen than to sand with 60- or 80-grit sandpaper. The goal is to start with 120- or 180-grit sandpaper.
2. Sharpen at the start of a project so you get the feel of how a sharp tool cuts.
3. A really dull tool is dangerous because when you are using a lot of muscle and when pushing hard you can slip and ruin the piece or maybe hit the chuck. Aside from wearing out your hands and arms, it will take more time.
4. Examine the shavings when using a scraper. If you are getting dust, it is time to refresh the burr. Also, remember to turn the scraper 45 degrees on your last pass for a very fine cut.

—Roger



2023 OREGON SYMPOSIUM • SAVE THE DATES!



OREGON WOODTURNING SYMPOSIUM



When – March 17-19, 2023

Where – Linn County Expo Center in Albany, Oregon (about 90 minutes south of Portland).

Cost – \$325

The planning for the 2023 Symposium is well underway. This biennial show was canceled in 2021 due to Covid, but it's back again with a fantastic list of demonstrators and vendors.

What It Is

The symposium includes five demonstration rooms, a large vendor area, an Instant Gallery, an auction, and a raffle. Each demo room has four demos on Friday and Saturday, and two on Sunday, so you will be able to see all the demonstrators. A dinner Saturday night is catered and will feature a raffle for a lot of great prizes donated by our vendors.

Albany is an easy drive from Portland, and the facility is well-suited for our event. Two hotels are on-site with reasonable rates.

NWWT will sponsor one of the demo rooms which means we are responsible for outfitting the room with a lathe, grinder, audio/video support, and other items needed by the demonstrator. As a result, NWWT will receive a stipend for that support. Each room has ten demo sessions over the 2 ½ days, and for each demonstration, we will need the support of an A/V operator and an assistant.

Why Attend

This is a great opportunity to learn from the best.

There is something for all, from beginners to advanced turners. Beginners will learn how to make the best cuts and advanced turners will see different ways to enhance your work to make it stand out.

You will also see the latest in woodturning equipment, tools, and jigs. Attending the symposium is your chance to be up close and personal with the demonstrators who are very open and easy to talk with. Plus, you will get to see old friends and meet many of the best turners in the area.

What Is Needed For the NWWT Room

Like our club, the symposium is put on by volunteers, and the symposium is a huge event. Volunteers will receive a symposium t-shirt, and the club will get a stipend depending on how the show finances work out.

NWWT Volunteers Are Needed For:

- **Setup** - Setup is on Thursday, so we need to transport all our equipment to Albany and get it set up.
- **Demo Support** – For each of the ten sessions, we provide the A/V support and supply a “helper” who makes sure the room is set up properly and the demonstrators have what they need.
- **Tear-Down** – The show ends Sunday at noon at which time we pack up and move our equipment back home.

After registering for the Symposium, volunteer to work in the NWWT room by signing up [HERE](#) for times that you are able to help.

2023 OREGON SYMPOSIUM • (CONT.)



OREGON WOODTURNING SYMPOSIUM

**Symposium Support Volunteers are also needed:**

- **Raffle Tickets Sales** (6 sessions)
- **Instant Gallery Monitor** (20 sessions)
- **Registration Booth Support** (21 sessions)
- **Grand Prize Drawing Organizer**
- **Auction Support** (10 sessions)
- **Transportation** – Driving demonstrators from and back to the airport

To volunteer for the Symposium Support – contact [Roger Crooks](#)

Demonstrators

A few of the slated demonstrators have been here before and have commented about the quality of the event and the friendliness of the local clubs and their members.

Signed up to date are **Stuart Batty, Cynthia Gibson, Eric Lofstrom, Keith Gotschall, Trent Bosch, Mike Mahoney, Stuart Mortimer, Nick Cook, Nick Agar, Rebecca DeGroot, and Sally Ault**. These are all well-known professionals that are the best at what they do.

Vendors

The vendor list is still growing and currently includes D-Way Tools, Big Monk Lumber, Niles Bottle Stoppers, WoodturnerPRO Software, Woodturners Wonders, Trent Bosch, and Woodcraft (Eugene).



—Roger



HOLIDAY CREATIVITY • TOM WILLING

One of the many things I enjoy about my membership in Northwest Woodturners is watching the bustle of activity leading up to the holiday gifting season. I used to worry I would run out of ideas for gift projects, but I need not have. I thought I would compile a list of things I have seen members make:

Spartle	Dibble	Umbrella Swift
Box	Tree Ornaments	Tops (many types)
Egg Wagon	Pencil Cup	Candle Stand
Candle Stick	Salt Seller	Spice Grinder
Egg Forms	Spheres	Mortar and Pestle
Pens	Nut Cracking Hammer	Nut Dishes
Ring Bowls	Chip and Popcorn Bowls	Salad Bowls
Bowls	Bowls	And more Bowls!
Chop Sticks	Rolling Pin	Massage Baton
Mallet	Potato Ricer	Three-Legged Stool
Hearth Bench	Did I Say, Art?	And Whimsy?



It would not be fair to stop with the list above. I find it inspiring to see so many creative uses of lathes that stretch our definitions of the craft we love. Some of our fellow members are not very comfortable staying inside the box that contains the stereotypes imposed by the machinery. Three-sided bowls, oval bowls, bowls with surface texturing and piercing, segmented pieces, and many more can be found within our turning community's skill set.

Happy turning to all, and to all a good night!

—Tom


UPCOMING AAW EVENTS



**Expand your woodturning
know-how!**

AAW Events - Save the Date

AAW Presents: Rebecca DeGroot
Saturday, December 17, 2022
3pm Eastern Time
More details coming soon.



AAW 37th Woodturning Symposium - Louisville, KY
June 1-4, 2023

Join woodturners from around the world for the valued symposium experience you look forward to. More than 100 compelling presentations and demonstrations over three-and-a-half days. Learn from world-class demonstrators. Evaluate and buy the latest equipment, tools, and supplies in the Trade Show. Make new woodturning friends!

[More information and registration coming soon.](#)



• NOVEMBER DEMONSTRATION PIECES •
JIMMY ALLEN



NOVEMBER CHALLENGE • ORNAMENTS

Jim Schoeffel



Don Jensen



Jason Goodrich



Jason Goodrich



SHOW-N-TELL

I would like to encourage all members — advanced, intermediate and especially new-comers — to share their woodturnings with the rest of the club. When I first joined NWWT, I remember thinking that my pieces weren't good enough to show to the whole club. But when I finally did bring one to a meeting, it was well received, and I got a lot of positive comments and helpful, constructive criticism. I've been showing and telling ever since. It's a great way to share tips and techniques, to teach and to learn.

—bk

David Perez



John Drake



John Drake



John Drake



SHOW-N-TELL • (CONT.)

Kevin Jesequel



Kevin Jesequel



SHOW-N-TELL • (CONT.)

Joel Smith



Jim Diamond



Roger Crooks



Lynne Hemmert



SHOW-N-TELL • (CONT.)


Bill Karow



Bill Karow



Bill Karow



Bill Karow



Bill Karow



Skip Burke



SHOW-N-TELL • (CONT.)

David Williams



Lynne Hemmert



SHOW-N-TELL • (CONT.)

Don Jensen



Don Jensen



Don Jensen



David R (?)



LIBRARY NEWS • LYNNE HEMMERT

**ATTENTION ALL MEMBERS!**

There continues to be many outstanding library books and CD's that were checked out of the NWWT Library and are now long overdue.


Please look around your house and shop, and bring the items to our next monthly meeting, so that someone else can learn from our library of information.

Thanks and see you at the next meeting.

—Lynne



NEED INSPIRATION? • ROGER CROOKS

Show-n-Tell & Monthly Challenge

Need some new ideas of what to turn on that special piece of wood or looking for ideas on how to embellish you piece? You can turn to Pinterest for ideas OR you can look at what your fellow members are doing.

Maybe you saw something at Show & Tell but don't remember the details. Check out our website's [Gallery](#). All the photos that are submitted for each meeting and the pictures taken by Jim at real meetings are/will be posted on this page.

If you need to contact the maker, check with Bill, and he may be able to give you the member's name.

—Roger

NEW MEMBERSHIP FEES

NWWT membership fees have not changed since the club was formed (as far as anyone remembers). As we all know, costs have gone up significantly. Demonstrators, Open Shop expenses, insurance, MAC fees, storage, etc. have all gone up, especially in the last two years. Members receive a lot for their membership, so the board voted to raise membership fees by \$5.

While NWWT is in a secure financial position today, we want to ensure we stay that way and maintain our ability to attract professional demonstrators, enhance Open Shop equipment, and have great meetings.

New fees will start January 1, 2023. In addition, we are offering two and three year renewals for convenience.

General:	Annual dues	\$40
	Two year	\$80
	Three year	\$120
Family:	Annual dues	\$50
	Two year	\$100
	Three year	\$150
Business:	Annual dues	\$65



2022 MEETINGS & DEMONSTRATORS



DATE	PROGRAM	MONTHLY CHALLENGES
2022		
Thursday, January 6	Rick Urban — <i>Ovaloids</i> & Annual Tool Swap	1. Ebonized, Bleached or Fumed Object 2. Something Unique
Thursday, February 3	Chris Lawrence — High Top Box	1. Ovaloids (Lost Wood) 2. Something Unique
Thursday, March 3	Craig Timmerman — Torus Vase	1. High Top Boxes 2. Something Unique
Thursday, April 7	Kevin Jesequel — Hollow Form with Natural Opening	1. Torus Vases 2. Something Unique
Thursday, May 5	Tom Willing — Egg Wagon	1. Hollow Forms 2. Something Unique
Thursday, June 2	Ed Pretty — Butterfly Repairs	1. Egg Wagons 2. Something Unique
Thursday, July 7	Rick Rich — Three Piece Dish	1. Repair a Glitch 2. Something Unique
Saturday, August 6	BBQ Picnic & Auction	1. Enjoy the Auction! 2. Bid on Items at the Auction
Thursday, September 1	John Beechwood — Yarn Bowl	1. Three Piece Dish 2. Something Unique
Thursday, October 6	Jason Goodrich — Sea Urchin Ornament	1. Yarn Bowl 2. Something Unique
Thursday, November 3	Jimmy Allen — A Unique Approach to Turning Boxes	1. Ornaments 2. Something Unique
Thursday, December 1	No Meeting This Month	Happy Holidays!

BULLETIN BOARD

For Sale: Oneway 2436 1.5hp lathe with accessories - \$4,200

It is time to sell my lathe. It is a Oneway 2436 with a 1.5 horsepower 220v motor. I will include the stronghold chuck and a variety of lathe tools with the sale. It has been and is a wonderful tool, friend and outlet for me. I will be sad to see it leave my shop, but it is the right thing to do. I did replace the 4 main bearings several years ago, and I believe it is in good shape. The price is \$4,200 in my shop. We used an engine hoist to unload it and move it in place. It weighs about 850 lbs.

Also for sale:

- **Thrifty Vacuum Chuck** that works well on the lathe – \$150
- **Easy Core System** for coring bowls. It is designed and built for a Oneway 2436. Included are 4 sizes of cutter arms with carbide cutters. – \$600
- **Oneway Wolverine** sharpening system – \$100

Karl Birky
503-550-7777
Newberg, OR 97132

If you have woodturning tools for sale, a new source for woodturning stock, upcoming estate sales, need help or have questions that need answering, [let me know](#) so I can post it on the Bulletin Board section of next month's NWWT newsletter.



OTHER WOODTURNING CLUBS • MEETINGS & PROGRAMS

Please check individual club websites for current information regarding their monthly online meetings.



WOODTURNERS OF OLYMPIA
woodturnersofolympia.org

2nd TUESDAY of every month @ 6:30pm
 First Baptist Church of Olympia
 904 Washington St SE, Olympia, WA 98507 [\[map\]](#)



CASCADE WOODTURNERS
cascadewoodturners.com

3rd THURSDAY of every month @ 6:00pm
 Wild Lilac Child Development Center
 3829 SE 74th Ave, Portland, OR 97230 [\[map\]](#)



PACIFIC NORTHWEST WOODTURNING GUILD
woodturningguild.com

2nd WEDNESDAY of every month @ 7:00pm
 MWA Architects
 70 NW Couch St, Portland, OR [\[map\]](#)




SW WASHINGTON WOODTURNERS
southwestwashingtonwoodturners.com

4th FRIDAY of every month @ 7:00pm
 Friends of the Carpenter's Center
 1600 W 20th St, Vancouver, WA 98660 [\[map\]](#)



WILLAMETTE VALLEY WOODTURNERS
willamettevalleywoodturners.com

2nd THURSDAY of every month @ 6:30pm
 Center 50+ Senior Center
 2615 Portland Rd, NE Salem, OR 97303 [\[map\]](#)



BEAVER STATE WOODTURNERS
beaverstatewoodturners.com

4th THURSDAY of every month @ 6:00pm
 Coburg Community Charter School
 91274 N Coburg Rd, Coburg, OR 97408 [\[map\]](#)

VENDOR SPONSORS ARE KEY TO OUR SUCCESS!

A key component of our financial stability as a club is our vendor sponsors. Our vendors provide periodic gift certificates for the raffle and our annual auction. In addition we receive product donations from some of them. If that were not enough, some also give individual discounts to club members. All this contributes to our financial health. We encourage all of you to patronize our vendor sponsors. It is good for you, good for them, and good for the club.

—————  *Click on each logo to go to their website*  —————




Gift Certificates + Merchandise Donations



Gift Certificates



10% Off Regular Price



Gift Certificates + Merchandise Donations + 10% Off

Penn State Industries

10% Off Regular Price



10% Off Regular Price

EST. 1928
WOODCRAFT®

Gift Certificates + 10% Off



10% Off Regular Prices



10% Off All Orders

NWWT membership has benefits!

Show your NWWT Membership Card to receive a discount off your purchase at Gilmer Wood, Rockler, Woodcraft, Woodcrafters, Crosscut Hardwoods and Milwaukie Hardwoods.

Past newsletters can be accessed from the NWWT website [here](#).

If you don't have internet access, provide me with your mailing address, and I will print out a copy, lick a stamp and mail a copy of the newsletter to you via US Postal Service.

If you do not receive a courtesy email from me by the beginning of the month indicating that a new newsletter is available online, please send me your current email address.

Submissions to the newsletter are due by the last Thursday of the month.

Articles, tips, web links, classified ads and other woodturning-related items are welcome! Send them to [me](#).

For other business inquiries, contact Northwest Woodturners at: Northwest Woodturners
PO Box 1157
Lake Oswego, OR 97035